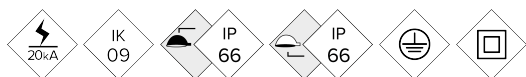


ILDI

Luminaire

DECO INDUSTRIAL



Belongs to the Essentials range, a set of luminaires of different types and styles that share a common aesthetic. Elegant and contemporary design ideal for all kind of applications, especially road and residential ones. Can be installed on 4m to 8 m poles. Optical design optimised for a perfect glare control and cut-off suitable for pedestrians without emission to the upper hemisphere.

MAIN FEATURES:

- High efficacy. Up to 142 lm/W net
- Essentials range. From 20W to 120W
- Finless passive dissipation
- Tool-less opening
- 18 light distribution curves
- Zhaga Standard (Book 15)
- Ready 4IoT. Ready for any intelligent lighting control solution

APPLICATIONS:

- Urban and residential areas
- Parks and green spaces
- Maritime promenades
- Pedestrian areas
- Cycle lanes and ≤ 30 km/h areas

[Project sheet](#) | [CAD](#) | [Catalogue](#) | [Mounting instructions](#) | [BIM](#) | [HD image](#)

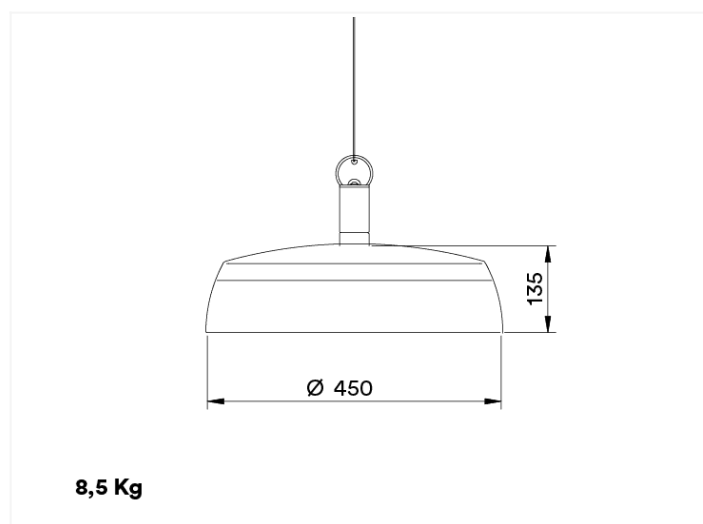
BENITO
NOVATILU

info@benito.com
tel. +34 93 852 1000 / +34 961 401 000


SPECIFICATIONS :


Housing material:	High pressure die-cast aluminium EN AC-43000, EN AC-43100, EN AC-43400, EN AC-44100, EN AC-47100 according to the UNE EN 1706 standard
Diffuser (optic system enclosure):	5mm tempered safety glass. UV filter
Fixing elements:	Tempered 5mm safety glass. UV filter
Housing:	Double compartment: driver / LED module
Sealing gaskets:	Silicone foam
IP rating (luminaire):	IP66
IP rating (optic system):	IP66
IK rating (impact resistance):	IK09
LEDs thermal dissipation:	Thermal dissipation through finless luminaire body, without conductive fluids. Passive convection dissipation ensuring thermal contact with the LED modules through a high-conductivity thermal transfer material
Anti-condensation valve:	
Finish:	Polyester powder paint coating, electrostatically sprayed and sublimated in the oven. Resistant to corrosion
Colour:	Matte black RAL 9005. Optional: other colours
Mounting:	Suspended by wire
Tilt range:	From -15° to +15°
Maintenance:	Easy, tool-less opening. Modular concept for easy component replacement: LEDs, drivers, SPD
Recommended mounting height:	4 - 8 m
Driver:	Constant current adjustable and programmable driver. Embedded in the luminaire, pre-wired on a galvanised steel plate
Driver control:	Dimmable driver 0-10V. Programmable on 5 levels. Optional: DALI 2. Includes the characteristics of Wireless, AOC, MTP, DTL
Dimming options:	<ul style="list-style-type: none"> - Autonomous multiple-level dimming or virtual midnight - Ready4IoT - Dimming by main voltage - Line switch
Surge protection device (SPD):	Type 2, 10kV and 20kA transient surge protector. Series connection with thermofuse disconnecter for a more effective protection at the end of its service life

DRAWING:



INSTALLATION:





TECHNICAL DATA:

REF.	N° LEDs	Power W	I Driver mA	Real luminous flux (T) =85°C		Initial luminous flux (T) =25°C	
				Flux lm	Efficacy lm/W	Flux lm	Efficacy lm/W
DECO INDUSTRIAL ILDI	16	20	375	2842	142	3240	162
	16	30	563	4242	141	4836	161
	16	40	750	5642	141	6432	161
	32	40	375	5680	142	6475	162
	32	60	563	8460	141	9644	161
	32	80	750	11280	141	12859	161
	48	80	500	11360	142	12950	162
	48	100	625	14100	141	16074	161
	48	120	750	16920	141	19289	161

LEDs: 5050

Nominal efficacy LED: 172 lm/W.

Maximum LED current: 1000 mA.

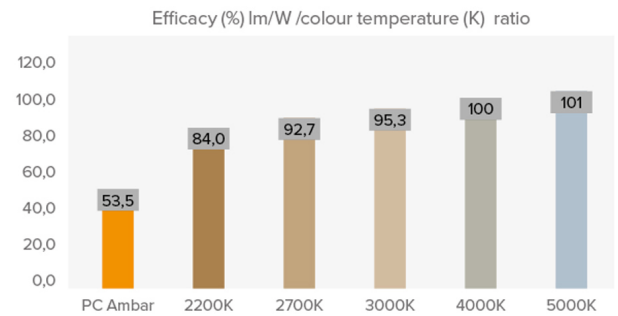
LED current = Driver current/2

Lifetime L90B10: >100,000 hours.

Luminous flux and efficacy at 4000°K and CRI>70.

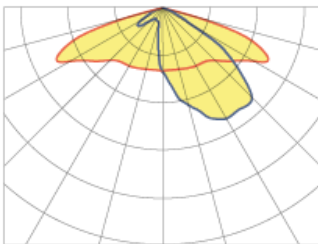
Luminous flux tolerance < +/-3%.

Values may be subject to change due to LED binning.

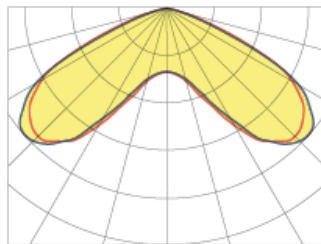


PHOTOMETRY:

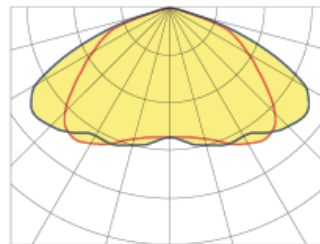
Super-Extensive Asymmetric (AE)



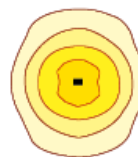
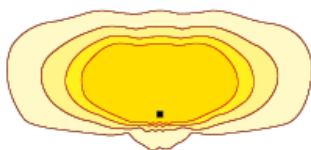
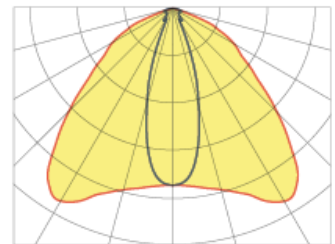
Super-Extensive Circular Symmetric (SE)



Rectangular Symmetric (S4)



Elliptical (E)



*Check the other available light distribution curves

BENITO NOVATILU Group reserves the right to change the information contained in this document without prior notice.

LEDs MODULE:

LEDs module:	BENITO-NOVATILU Zhaga standard for 8 and 16 LEDs. Check colour temperature, CRI and light distributions	
Replaceable module:		
LED:	5050	
Number of LEDs:	16-32-48	
PCBs format:	1 or 2 Zhaga (Book 15) 2x8 or 2 Zhaga (Book 15) 2x8 + 2 Zhaga (Book 15) 2x4	
LED nominal efficacy:	172	
Colour temperature:	PC Amber, 2K2, 2K7, 3K, 4K, 5K	
Colour rendering index CRI:		
Average LED useful time L90B10:	L90B10 >100,000 hours	

OPTIC SPECIFICATIONS:

Optic system:	PMMA lenses 2x2	
Light distributions:	18 light distribution curves	
Upward light output ratio ULOR:	0%	
Downward light output ratio DLOR:	100%	
Glare index:	Between D5 and D6 (depending on the light distribution)	
Luminous intensity category:	Between G*4 and G*6 (depending on the light distribution)	
Luminous flux CIE n°3:	>95%	
Photobiological safety:	RG0 (exempt of risk)	
Initial luminous flux Tj=25°C (up to):	lm	19289
Initial luminaire efficacy Tj=25°C (up to):	lm/W	162
Real luminous flux Tj=85°C (UNE EN 13032-4) (up to):	lm	16920
Real luminaire efficacy Tj=85°C (UNE EN 13032-4) (up to):	lm/W	142

ELECTRIC SPECIFICATIONS:

Nominal maximum power (LEDs):	W	108
Maximum power consumed (luminaire):	W	120
Power range:	W	20 - 120W
Maximum current of LED:	mA	<400 (<50% I _{max})
Power supply protection classes IEC:	Class I and II	
Surge protection device (SPD):	Type 2, 10kV and 20kA Transient surge protector. Series connection with thermofuse disconnecter for a more effective protection at the end of its service life	
Common and differential mode protection (SPD) Udc:	kV	10 and optional NTC
Max current (8/20) (SPD):	kA	20
Thermal phase disconnection (SPD):	Yes	
Input voltage:	Vac	220-240
Input voltage (max rate):	Vac	198-264
Input frequency:	Hz	47-63
Starting current:	A	<65
Duration of the starting voltage peak:	ms	<0.3
Driver efficacy:	>90%	
Power factor 100% consumption:	>0.98	
Power factor 50% consumption:	>0.95	
Total harmonic distortion (THD):	<10	
Power consumption on standby mode:	<0.4	
Energy class:	A++ IPEA>1.15	

OPERATING CONDITIONS:

Average LED useful time L90B10:	>100,000	
Average driver useful life to Tp <70°C:	100,000	
Average luminaire useful life L80B10 (TM-21):	72,167	
Ambient temperature (Ta):	°C	From -35°C to +50°C
Aerodynamic resistance (CxS):	m2	0.054
Vibration test (15Hz 3 axis):		
Wind load test:		
Guarantee:	years	5 years (extensible up to 10 years)

PACKAGING DIMENSIONS:

Net weight	kg	8.5
Gross weight	kg	41
Luminaire dimensions (LxWxH)	mm	450x450x135
Packaging dimensions (LxWxH)	mm	520x520x260
Pieces per box	1	
Quantity per container 20ft		
Quantity per container 40ft		

CERTIFICATES:

Security certificates:
EN 60598-1 / EN 60598-2-3 / IEC 62471

EMC certificates:
EN 55015 / EN 61547 / EN 61000-3-2 / EN 61000-3-3 / EN 61347-2-13 / EN 61347-1 / EN 62384

Other certifications:
IEC 62262 / EN 13032-4 / EN62031 / EN 16474 / ISO 9227 / EN 60068-2-11 / ISO 10289 / EN 61643-11